

School Annual Education Report (AER) Cover Letter

August 20, 2015

Dear Parents and Community Members:

We are pleased to present you with the Annual Education Report (AER) which provides key information on the 2014-2015 educational progress for the for Martin Luther King, Jr. Education Center Academy. The AER addresses the complex reporting information required by Federal and State laws. The school's report contains information about student assessment, and teacher quality. If you have any questions about the AER, please contact Constance Price for assistance.

The AER is available for you to review electronically by visiting the following web site <http://www.mlkec.org> or you may review a copy from the main office at your child's school.

At the entrance of the 2013-2014 MLKECA was ranked within the Top 25 Charter Schools by MDE. We continue actively working to maintain high achievement by examination of data with the assistance of a district improvement facilitator. We have also implemented the Measure of Academic Progress (MAP) test to measure student academic growth three times a year. Information used to rank schools is based on the development of the Top to Bottom list of schools and their performance.

Process for Assigning Pupils to the School

Students may enroll at MLKECA throughout the year as openings are available and space allows. Open enrollment dates in the spring are made public via flyers. If the number of applicants exceeds the number of slots available, students will be enrolled by lottery. All remaining applications will be placed on a waiting list for subsequent openings that may occur before and during the current academic year.

Status of the 3-5 year School Improvement Plan

The School Improvement Team consists of administrators, teachers, support staff, parents and community members. Annually, we conduct a review of our School Improvement Plan. School data drives the establishment of goals and objectives, and, strategies and activities to be implemented for the school year. MLKECA continued as a Title I School-Wide district in the 2014-15 school year.

Description of each specialized school

MLKECA serves students in kindergarten through eighth grade. Our mission is to provide each student with a variety of accelerated learning opportunities appropriate to their individual abilities, coping skills, desire, and motivation that will propel them in the 21st century equipped to maximize their academic artistic, and technological potential in a diverse society.

Core Curriculum

MLKECA's core curriculum is aligned with the Michigan Grade Level Content Expectations (GLCE's) which are based on the Michigan Curriculum Framework and its Teaching and Learning and Assessment Standards. The curriculum committee is currently using crosswalks to transition to the Common Core State Standards. Curriculum mapping and pacing guides are being updated to ensure that all students are college and career ready.

Measure of Academic Progress

MLKECA continued MAP during the 2014-2015 schoolyear to determine student academic progress. It is a nationally recognized test that provides national norms for comparison of student achievement in reading and math for students in grades 3-8. Tests are administered three times each year. The results for the 2014-15 schoolyear are provided in detail in the AER.

M-Step

The Michigan Student Test of Educational Progress (M-Step) launched in April 2015 for Students in Grades 3rd -8th. Test scheduling and enhanced technologies provided a flexible pace for students to assert his or her best efforts in completing the assessment. MLKECA implemented a mobile computer lab in addition to our standing computer lab to facilitate test taking.

Parent Teacher Conferences

MLKECA holds four parent teacher conferences each school year. Parents show their commitment to their child's academic success by participation at a rate of 89% for our students in grades K-8.

Conclusion

We received a B rating for our 2015 Excellent Schools Score Card grade. According to Excellent Schools Score Card listing, we ranked within the top 10 of Detroit schools. Grades our calculated based on state standardized tests, student progress, and the overall culture (parent, teacher, and community feedback) of the school.

We hold the title of Academic State Champs for the 2014-15 schoolyear. MLKECA was awarded the designation of *Academic State Champs* per Bridge Online Magazine. Our school accomplished the highest MEAP Scores state wide, among schools with a high poverty level during the 2013-14 school year.

Previous achievements include: Top 25 ranking within top-to-bottom listing of schools in Michigan for the 2013-14 school year by MDE. Recognition from the Mackinac Center as one of the Top 10 Elementary & Middle School in Michigan as of July 2013. Designation as a Reward School ranked MLKECA within the top 5% of schools in Michigan in 2013. MLKECA also continued to be among the highest achieving Detroit Public School's Charters in performance on the MEAP before its retirement.

Our track record of high student achievement is evidenced by awards and citations – Golden Apple Award, Skillman Good Schools Grant, and Top Performing Charter – Beating the Odds. One hundred percent (100%) of our teachers are Highly Qualified. With the continued commitment of all stakeholders, we will meet the challenges of maintaining educational excellence in the 21st century.

Educationally,

Constance Price, Ph.D.
Administrative Director

Martin Luther King, Jr. Education Center Academy



ANNUAL EDUCATION REPORT **2014-2015**

"CREATING ACADEMIC, AESTHETIC, AND TECHNOLOGICAL EXCELLENCE"

CONSTANCE PRICE, PH. D.
Administrative Director

MLKECA ANNUAL REPORT 2014/2015

TABLE OF CONTENTS

	<u>Page No.</u>
INTRODUCTION	2
SCHOOL IMPROVEMENT PLAN	3
<i>Narrative description of the current school improvement plan activities</i>	
STUDENT ACHIEVEMENT	4
<i>Student Achievement results for one year of M-Step and MAP</i>	
<i>Subgroups-Male/Female</i>	
PARENT PARTICIPATION	5
<i>Narrative on parent-teacher conferences including the number and percentage students for whom parent-teacher conferences have been held.</i>	
AVERAGE DAILY ATTENDANCE PERCENTAGE	5
SPECIALIZED SCHOOL DESCRIPTION	6
<i>Description of specialized school's program and enrollment procedures.</i>	
CORE CURRICULUM	7-8
<i>Narrative of the school's core curriculum and how implemented.</i>	
ACCREDITATION	9
<i>Narrative explanation of school's current accreditation status.</i>	
<i>Teacher Qualification Data</i>	
SCHOOL-LEVEL COMBINED REPORTS DATA FOR WAYNE RESA	10-36

INTRODUCTION

In compliance with the State of Michigan Public Act 25 of 1990, all schools are required to prepare an Annual Education Report which is to be presented to the school community in 2014. This report responds to that requirement by including all state specified components.

Our report includes information on the following:

1. The School Improvement Plan and results of our School Progress Report;
2. Student Achievement results for the M-Step and the Measures of Academic Progress, (MAP);
3. Parent-Participation information;
4. A description of our specialized school program;
5. Our school accreditation status; and
6. A description of the school's core curriculum

SCHOOL IMPROVEMENT PLAN

During 2012-2013 Martin Luther King, Jr. Education Center Academy developed a new Title I School wide School Improvement Plan for the 2013-2014 school year, which supports the mission, goals and objectives of our new district strategies, responsibilities and timeline. Emphasis is placed on improving school effectiveness and increasing student achievement for all students in the school. Our School Improvement Plan focuses on the attainment of student outcome objectives in such areas as reading, mathematics, science and student attendance.

Our School Improvement Plan is reviewed regularly based on monitoring and evaluation information, including the use of disaggregated data. The outcome of our review process is reflected in the continued implementation of successful strategies, discontinuation or modification of unsuccessful strategies and the initiation of new strategies that address needs which are not being met. Most of our strategies are research based.

The development and implementation of our plan has been a collaborative decision making process involving all school constituencies (administrators, teachers, support staff, parents, community and students). Our School Improvement Team meets regularly and provides progress reports to the school staff and the local school community organization. Professional development activities in support of our plan are conducted for both staff and parents

STUDENT ACHIEVEMENT 2014-2015

M-STEP

The percentage of students in the specific categories on the M-Step tests:

<i>Grades</i>	<i>Reading</i>	<i>Mathematics</i>	<i>Writing</i>	<i>Science</i>	<i>Social Studies</i>
3	35.1	18.9	-----	-----	-----
4	61.1	38.2	-----	0	-----
5	42.9	2.9	-----	-----	8.6
6	25.9	14.8	-----	-----	-----
7	59.4	37.5	-----	-----	15.6
8	50.0	33.3	-----	-----	22.2

MEASURES OF ACADEMIC PROGRESS (MAP)

The percentage of students that met their individual growth targets on the MAP tests:

<i>Grades</i>	<i>MAP MEAN Reading Fall '14</i>	<i>MAP MEAN Reading Spring '15</i>	<i>Gain/Loss</i>	<i>MAP MEAN Math Fall '14</i>	<i>MAP MEAN Math Spring '15</i>	<i>Gain/Loss</i>	<i>Overall Gain/Loss per Classroom</i>
8 TH	218	217	-1	220	223	+3	2
7 TH	212	213	+1	213	219	+6	7
6 TH	203	206	+3	201	210	+9	12
5 TH	195	198	+3	200	203	+3	6
4 TH	189	197	+8	186	196	+10	18
3 RD	174	184	+10	175	186	+11	21
2 ND	165	172	+7	161	176	+15	22

PARENT PARTICIPATION

One of the most important factors in a child's educational success is the involvement of parents or guardians. It is important for parents and teachers to discuss students' progress on a regular basis. To encourage and measure parental participation, records are maintained and reported on the number and percentage of students whose parents or guardians participate in conferences. We define a conference as a face to face meeting between a parent or guardian of a student and a school educator for the purpose of improving the educational program or student learning for that student.

During the 2014-2015 schoolyear **291** of our **342** students had a parent or guardian attend one or more conferences, a participation rate of **85%** percent. Most of these conferences were held during our four scheduled parent-teacher conferences, all of which were held immediately following report card marking periods. These conferences provided opportunities to address student academic and social needs and to discuss ways to strengthen school-home cooperation to increase student learning. Other conferences included those relating to student adjustment and student program planning.

In addition to the above Parent Teacher Conferences, parents support our school in many other ways, including meetings relating to the school program, extra curricular activities, tutoring, field trips, fund raising, social activities, parent nights and parent workshops. Our local school community organization is actively involved in supporting our school. School support provided by our parents is an essential and important ingredient in contributing to improving the quality of education and the achievement of students in our school.

ANNUAL REPORT ATTENDANCE STATISTICS 2014-2015

STUDENT ENROLLMENT: 342

The student attendance rate (%) for the 2014-2015 academic school year for the Martin Luther King Jr. Education Center Academy was **89%**

SPECIALIZED SCHOOL DESCRIPTION

SCHOOL: Martin Luther King Jr., Education Center Academy

GRADE LEVEL SERVED: K-8

VISION OF SCHOOL: The vision of the Martin Luther King Jr., Education Center Academy is to create a community of well-rounded, life-long learners who will be productive citizens equipped to meet the academic, artistic, and technological challenges and diversity of the 21st century.

STUDENT ENROLLMENT: 342

HOW STUDENTS ARE ENROLLED:

Parents considering Martin Luther King Jr. Education Center Academy for their child are encouraged to tour the facility when classes are in session. An interview with the administration combined with a classroom visit is an enjoyable and effective way to become acquainted with the program.

An application form, an emergency card, birth certificate, and a health appraisal form should be completed and submitted to the school, along with academic records from the child's previous school. Orientation and signed parent involvement, school conduct code, and policy agreement forms are required prior to enrollment. Parents are contacted regarding their child's admission status when all of the above requirements have been met.

HOW WELL GOALS OF THE SCHOOL ARE BEING MET:

Academic goals are continuously being met through creative, hands-on, innovative teaching techniques. Test scores are used to assess student academic progress and, parent, teacher, and student surveys are used to evaluate our academic program. Our goals within the performing arts are reached by student participation in various programs, such as MLKECA's Winter Concert, Spring Extravaganza, and African American History program. Without the assistance of parent volunteers and community agencies, we would not have been able to meet our goals in such a remarkable way.

CORE CURRICULUM

MISSION STATEMENT

The mission of the Martin Luther King Jr. Education Center Academy (MLKEC) is to provide each student with a variety of accelerated learning opportunities appropriate to their individual abilities, coping skills, desire, and motivation, that will propel them into the 21st century equipped to maximize their academic, artistic, and technological potential in a diverse society.

PHILOSOPHY

MLKECA believes that the values of life-long learning are nurtured in a positive, challenging educational environment where students, teachers, and parents work together to ensure that students find fulfilling personal work and meaningful educational lives.

EDUCATIONAL PROGRAM

The educational program at MLKEC is based on the belief that students need a diverse and challenging educational experience, provided by professionals with artistic as well as academic backgrounds. It also assumes that children can master basic concepts of reading and math at an early age. Beginning in kindergarten, students will be enrolled in an accelerated structured reading program, as well as foreign language.

Use of the arts in education is an effective way to stimulate interest and excitement about learning in that the arts appeal to many urges and interests of the developing child. An art infused curriculum meets the aesthetic as well as academic needs of students. Artistic instruction includes music, art, dance, drama and creative writing.

Technology is used as an enhancement to the learning process. The self-paced feature and diversity of our software programs, accommodates the various learning styles of our students. Student motivation is increased and resulting in higher achievement. The development of technological skills equips students to function in the 21st century.

Courses of study are designed to meet student educational needs while having a wide-range of opportunities to discover, explore, and develop his/her unique giftedness. Individualized programs allow for placement of students by ability. Evaluation of achievement is based on objectives attained. Class sizes are small allowing for greater differentiated instruction as well as small group activities.

CORE CURRICULUM (CONT'D)

CURRICULUM MODEL

Our curriculum model of instruction is based on recognized and accepted strands and objectives (Grade Level Content Expectations (GLCE's) for students age five through thirteen (K-8) as well as the newly implemented Common Core Standards. A primary focus is to provide all students with a variety of accelerated learning opportunities appropriate to their individual abilities, competency, skill levels, desire and motivation. Curriculum areas include mathematics education, science education, social studies education, language arts education, computer technology education, vocation education, health education and physical education. Accelerated offerings include a structured reading program beginning at kindergarten level, as well as foreign language. Artistic offerings include specialized music training in Suzuki strings, theory, glee club, dance (tap, ballet and modern) art, drama and creating writing.

GOALS

- To provide highly effective teaching from Kindergarten to Eighth grade.
- To provide for the emotional, intellectual, physical, social, aesthetic, and cultural needs of each student.
- To actualize potentials, capabilities and gifts through creative teaching and thinking.
- To teach basic knowledge in all subjects at given levels using interdisciplinary techniques.
- To foster the development of skills using constructive and critical thinking to enable the individual to deal effectively with problems which are new to his/her experience in ways which encourage him/her to act in an independent, self-fulfilling and responsible manner.
- To increase motivation and enthusiasm for learning through technology.

OBJECTIVES

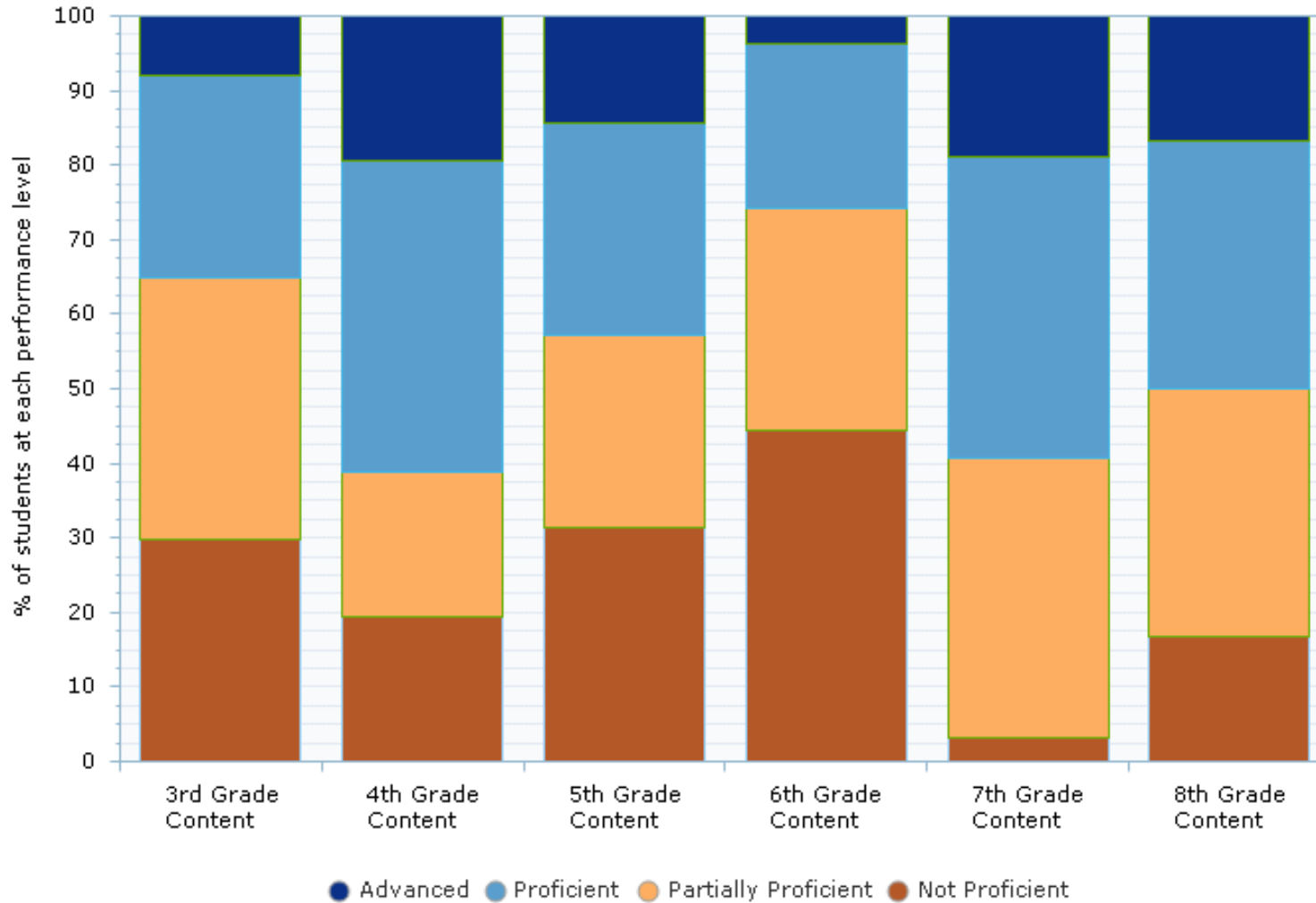
- To develop character of the highest caliber through artistic as well as academic nurturing.
- To engage students in community service through performances.
- To provide incentives for creative and professional achievement especially as they enhance effectiveness in teaching.
- To encourage and foster parental involvement.
- To equip students with the technological skills needed for success in the 21st century.

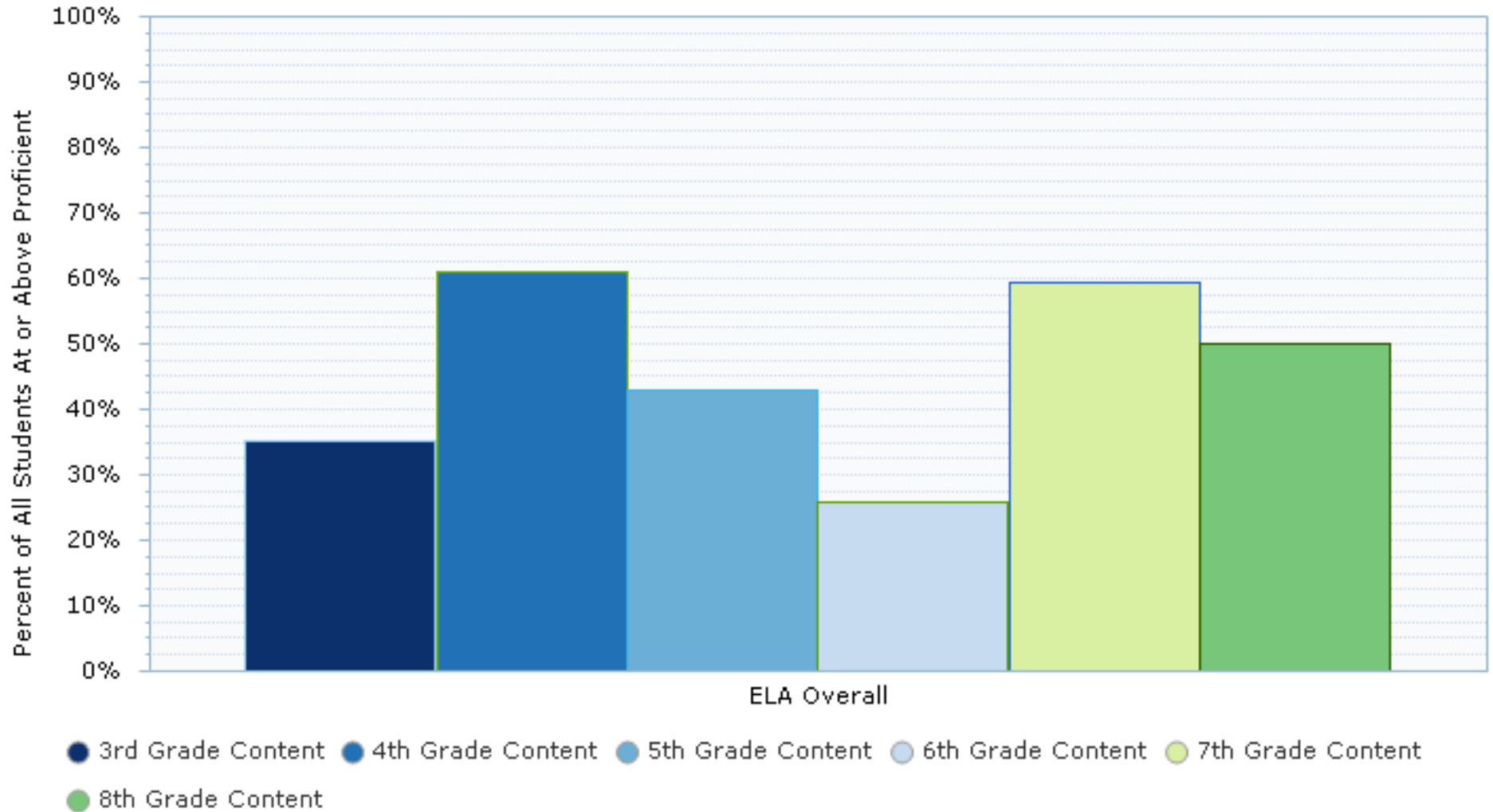
TEACHER QUALIFICATION DATA

100% of all teachers are highly qualified.

Professional Qualifications of all Elementary, Middle School, and Administrative Staff :

Bachelors	Masters	Ph. D
14	18	2





M-STEP

Martin Luther King, Jr. Education Center Academy: 2014-15 / All Grades / ELA / All Students

Location Name	Grade	Students Advanced or Proficient	Advanced	Proficient	Partially Proficient	Not Proficient	Number Assessed	Mean Scaled Score	Standard Deviation
Martin Luther King, Jr. Education Center Academy	3rd Grade Content	35.1%	8.1%	27.0%	35.1%	29.7%	37	1,291.0	19.0
Martin Luther King, Jr. Education Center Academy	4th Grade Content	61.1%	19.4%	41.7%	19.4%	19.4%	36	1,401.4	19.3
Martin Luther King, Jr. Education Center Academy	5th Grade Content	42.9%	14.3%	28.6%	25.7%	31.4%	35	1,495.5	22.2
Martin Luther King, Jr. Education Center Academy	6th Grade Content	25.9%	3.7%	22.2%	29.6%	44.4%	27	1,586.3	23.7
Martin Luther King, Jr. Education Center Academy	7th Grade Content	59.4%	18.8%	40.6%	37.5%	3.1%	32	1,705.6	18.9
Martin Luther King, Jr. Education Center Academy	8th Grade Content	50.0%	16.7%	33.3%	33.3%	16.7%	18	1,800.8	24.2

M-STEP

Martin Luther King, Jr. Education Center Academy: 2014-15 / All Grades / ELA / All Students

Location Type	Location Name	Grade	Students Advanced or Proficient	Advanced	Proficient	Partially Proficient	Not Proficient	Number Assessed
Statewide	Statewide	3rd Grade Content	50.1%	24.7%	25.3%	25.9%	24.1%	107,178
Statewide	Statewide	4th Grade Content	46.6%	22.1%	24.5%	22.7%	30.7%	105,981
Statewide	Statewide	5th Grade Content	48.7%	16.5%	32.2%	23.9%	27.4%	109,002
Statewide	Statewide	6th Grade Content	44.7%	12.9%	31.8%	28.4%	26.9%	107,798
Statewide	Statewide	7th Grade Content	49.1%	12.4%	36.7%	26.2%	24.7%	108,944
Statewide	Statewide	8th Grade Content	47.6%	11.9%	35.7%	30.9%	21.6%	111,863
ISD	Wayne RESA	3rd Grade Content	39.6%	19.0%	20.6%	24.7%	35.7%	20,400
ISD	Wayne RESA	4th Grade Content	36.7%	17.4%	19.2%	20.9%	42.4%	19,886
ISD	Wayne RESA	5th Grade Content	39.1%	12.4%	26.7%	23.5%	37.4%	19,855
ISD	Wayne RESA	6th Grade Content	35.3%	10.2%	25.1%	28.2%	36.5%	19,808
ISD	Wayne RESA	7th Grade Content	41.8%	10.4%	31.4%	26.7%	31.5%	20,015
ISD	Wayne RESA	8th Grade Content	40.1%	10.6%	29.5%	32.2%	27.7%	20,053
District	Martin Luther King, Jr. Education Center Academy	3rd Grade Content	35.1%	8.1%	27.0%	35.1%	29.7%	37
District	Martin Luther King, Jr. Education Center Academy	4th Grade Content	61.1%	19.4%	41.7%	19.4%	19.4%	36
District	Martin Luther King, Jr. Education Center Academy	5th Grade Content	42.9%	14.3%	28.6%	25.7%	31.4%	35
District	Martin Luther King, Jr. Education Center Academy	6th Grade Content	25.9%	3.7%	22.2%	29.6%	44.4%	27

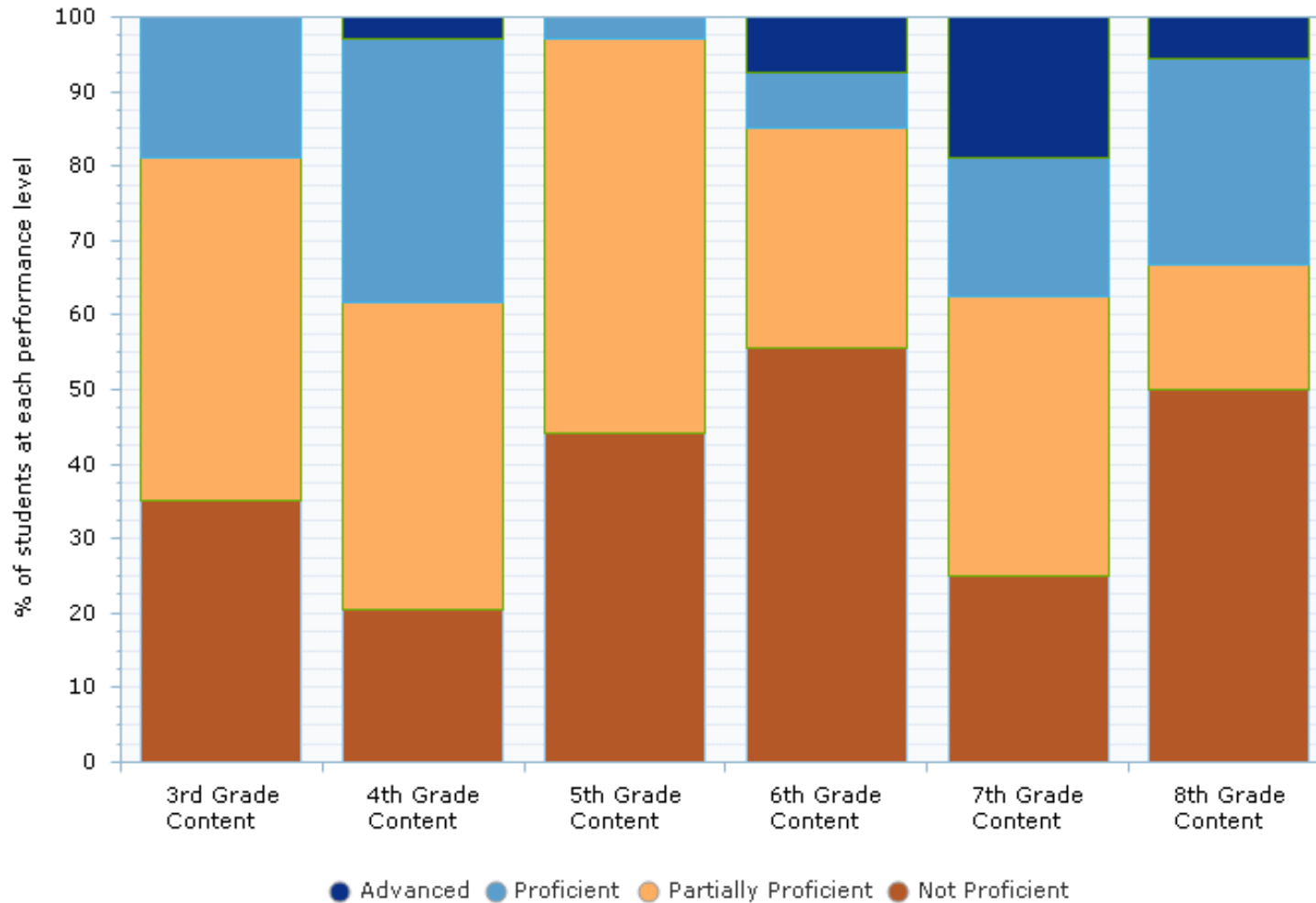
M-STEP

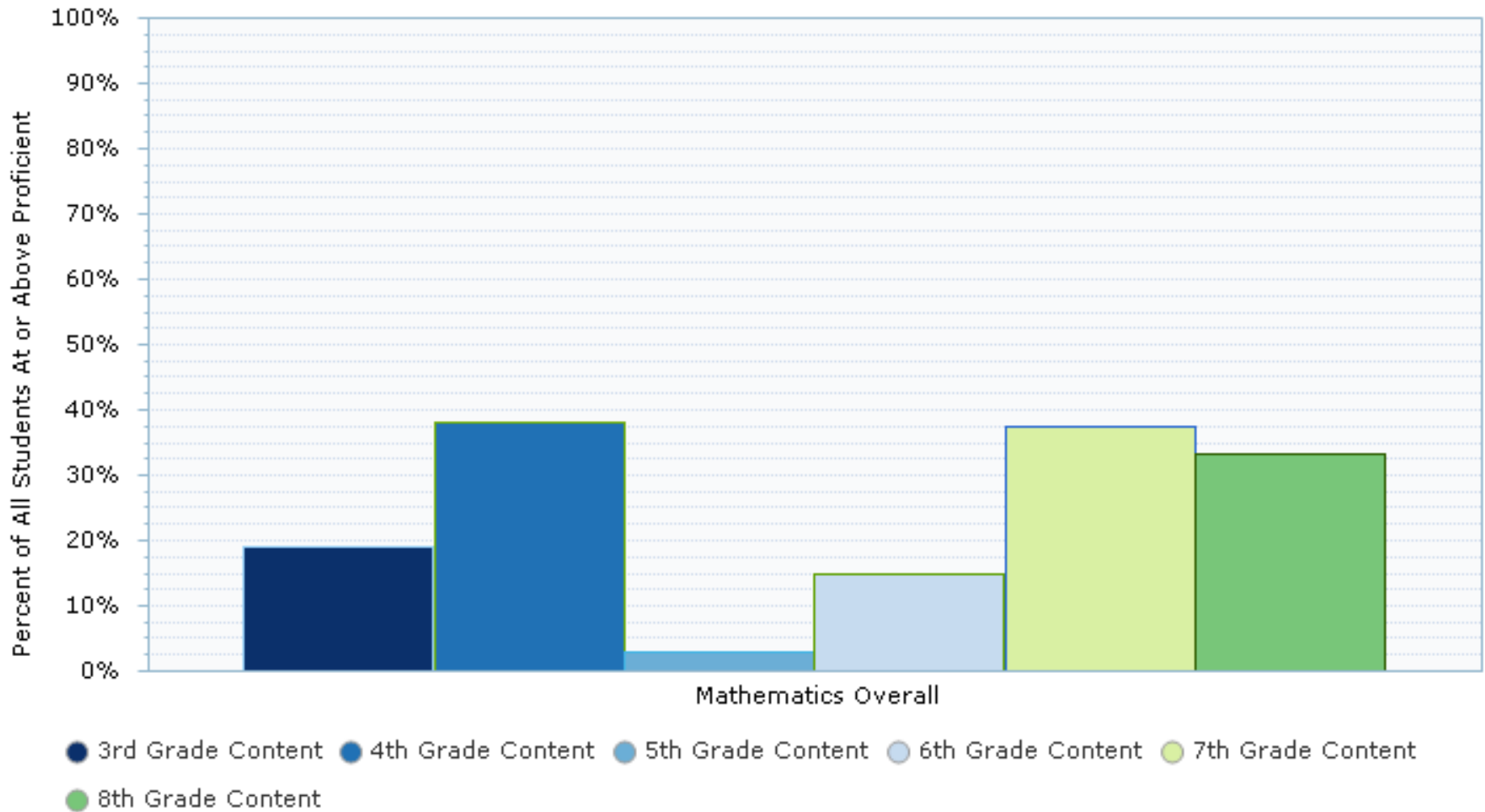
Martin Luther King, Jr. Education Center Academy: 2014-15 / All Grades / Mathematics / All Students

Location Type	Location Name	Grade	Students Advanced or Proficient	Advanced	Proficient	Partially Proficient	Not Proficient	Number Assessed
District	Martin Luther King, Jr. Education Center Academy	7th Grade Content	59.4%	18.8%	40.6%	37.5%	3.1%	32
District	Martin Luther King, Jr. Education Center Academy	8th Grade Content	50.0%	16.7%	33.3%	33.3%	16.7%	18
School	Martin Luther King, Jr. Education Center Academy	3rd Grade Content	35.1%	8.1%	27.0%	35.1%	29.7%	37
School	Martin Luther King, Jr. Education Center Academy	4th Grade Content	61.1%	19.4%	41.7%	19.4%	19.4%	36
School	Martin Luther King, Jr. Education Center Academy	5th Grade Content	42.9%	14.3%	28.6%	25.7%	31.4%	35
School	Martin Luther King, Jr. Education Center Academy	6th Grade Content	25.9%	3.7%	22.2%	29.6%	44.4%	27
School	Martin Luther King, Jr. Education Center Academy	7th Grade Content	59.4%	18.8%	40.6%	37.5%	3.1%	32
School	Martin Luther King, Jr. Education Center Academy	8th Grade Content	50.0%	16.7%	33.3%	33.3%	16.7%	18

M-STEP

Martin Luther King, Jr. Education Center Academy: 2014-15 / All Grades / Mathematics / All Students





M-STEP

Martin Luther King, Jr. Education Center Academy: 2014-15 / All Grades / Mathematics / All Students

Location Name	Grade	Students Advanced or Proficient	Advanced	Proficient	Partially Proficient	Not Proficient	Number Assessed	Mean Scaled Score	Standard Deviation
Martin Luther King, Jr. Education Center Academy	3rd Grade Content	18.9%	0%	18.9%	46.0%	35.1%	37	1,285.4	16.7
Martin Luther King, Jr. Education Center Academy	4th Grade Content	38.2%	2.9%	35.3%	41.2%	20.6%	34	1,392.6	19.9
Martin Luther King, Jr. Education Center Academy	5th Grade Content	2.9%	0%	2.9%	52.9%	44.1%	34	1,478.9	13.7
Martin Luther King, Jr. Education Center Academy	6th Grade Content	14.8%	7.4%	7.4%	29.6%	55.6%	27	1,575.2	25.4
Martin Luther King, Jr. Education Center Academy	7th Grade Content	37.5%	18.8%	18.8%	37.5%	25.0%	32	1,693.6	22.0
Martin Luther King, Jr. Education Center Academy	8th Grade Content	33.3%	5.6%	27.8%	16.7%	50.0%	18	1,784.4	25.1

M-STEP

Martin Luther King, Jr. Education Center Academy: 2014-15 / All Grades / Mathematics / All Students

Location Type	Location Name	Grade	Students Advanced or Proficient	Advanced	Proficient	Partially Proficient	Not Proficient	Number Assessed
Statewide	Statewide	3rd Grade Content	48.8%	17.7%	31.1%	27.7%	23.5%	107,488
Statewide	Statewide	4th Grade Content	41.4%	15.3%	26.1%	34.4%	24.2%	106,231
Statewide	Statewide	5th Grade Content	33.4%	15.6%	17.8%	30.7%	35.9%	109,155
Statewide	Statewide	6th Grade Content	33.3%	15.0%	18.3%	33.7%	33.1%	107,870
Statewide	Statewide	7th Grade Content	33.3%	13.3%	19.9%	31.8%	35.0%	109,012
Statewide	Statewide	8th Grade Content	32.2%	14.8%	17.4%	28.1%	39.7%	111,813
ISD	Wayne RESA	3rd Grade Content	37.0%	12.5%	24.5%	27.8%	35.2%	20,426
ISD	Wayne RESA	4th Grade Content	31.2%	12.0%	19.2%	32.6%	36.2%	19,958
ISD	Wayne RESA	5th Grade Content	24.9%	11.9%	13.0%	27.2%	47.9%	19,925
ISD	Wayne RESA	6th Grade Content	25.3%	11.4%	13.8%	31.1%	43.7%	19,815
ISD	Wayne RESA	7th Grade Content	26.8%	10.9%	15.9%	28.3%	44.9%	20,075
ISD	Wayne RESA	8th Grade Content	24.5%	11.1%	13.4%	24.8%	50.8%	20,068
District	Martin Luther King, Jr. Education Center Academy	3rd Grade Content	18.9%	0%	18.9%	46.0%	35.1%	37
District	Martin Luther King, Jr. Education Center Academy	4th Grade Content	38.2%	2.9%	35.3%	41.2%	20.6%	34
District	Martin Luther King, Jr. Education Center Academy	5th Grade Content	2.9%	0%	2.9%	52.9%	44.1%	34
District	Martin Luther King, Jr. Education Center Academy	6th Grade Content	14.8%	7.4%	7.4%	29.6%	55.6%	27

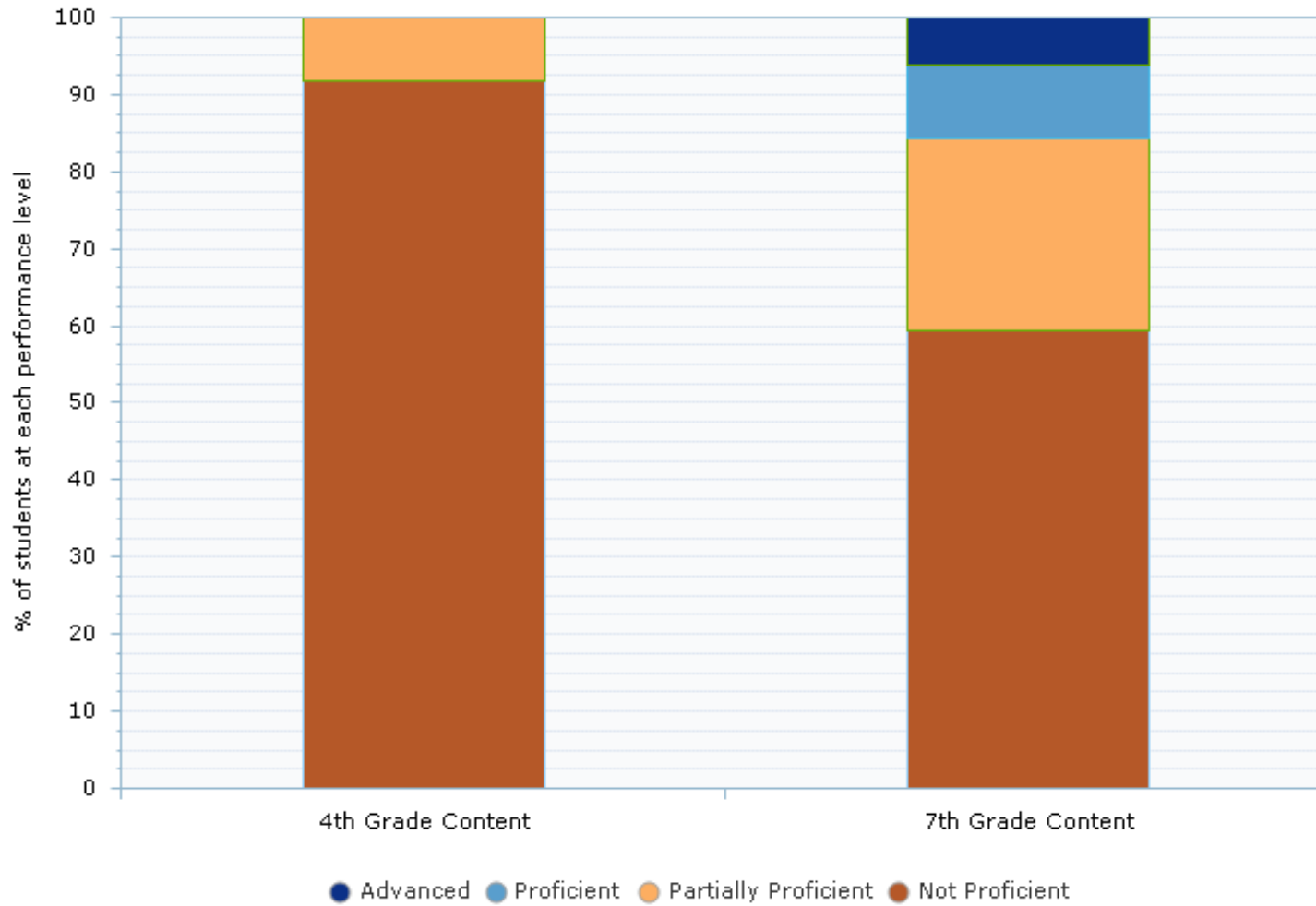
M-STEP

Martin Luther King, Jr. Education Center Academy: 2014-15 / All Grades / Science / All Students

Location Type	Location Name	Grade	Students Advanced or Proficient	Advanced	Proficient	Partially Proficient	Not Proficient	Number Assessed
District	Martin Luther King, Jr. Education Center Academy	7th Grade Content	37.5%	18.8%	18.8%	37.5%	25.0%	32
District	Martin Luther King, Jr. Education Center Academy	8th Grade Content	33.3%	5.6%	27.8%	16.7%	50.0%	18
School	Martin Luther King, Jr. Education Center Academy	3rd Grade Content	18.9%	0%	18.9%	46.0%	35.1%	37
School	Martin Luther King, Jr. Education Center Academy	4th Grade Content	38.2%	2.9%	35.3%	41.2%	20.6%	34
School	Martin Luther King, Jr. Education Center Academy	5th Grade Content	2.9%	0%	2.9%	52.9%	44.1%	34
School	Martin Luther King, Jr. Education Center Academy	6th Grade Content	14.8%	7.4%	7.4%	29.6%	55.6%	27
School	Martin Luther King, Jr. Education Center Academy	7th Grade Content	37.5%	18.8%	18.8%	37.5%	25.0%	32
School	Martin Luther King, Jr. Education Center Academy	8th Grade Content	33.3%	5.6%	27.8%	16.7%	50.0%	18

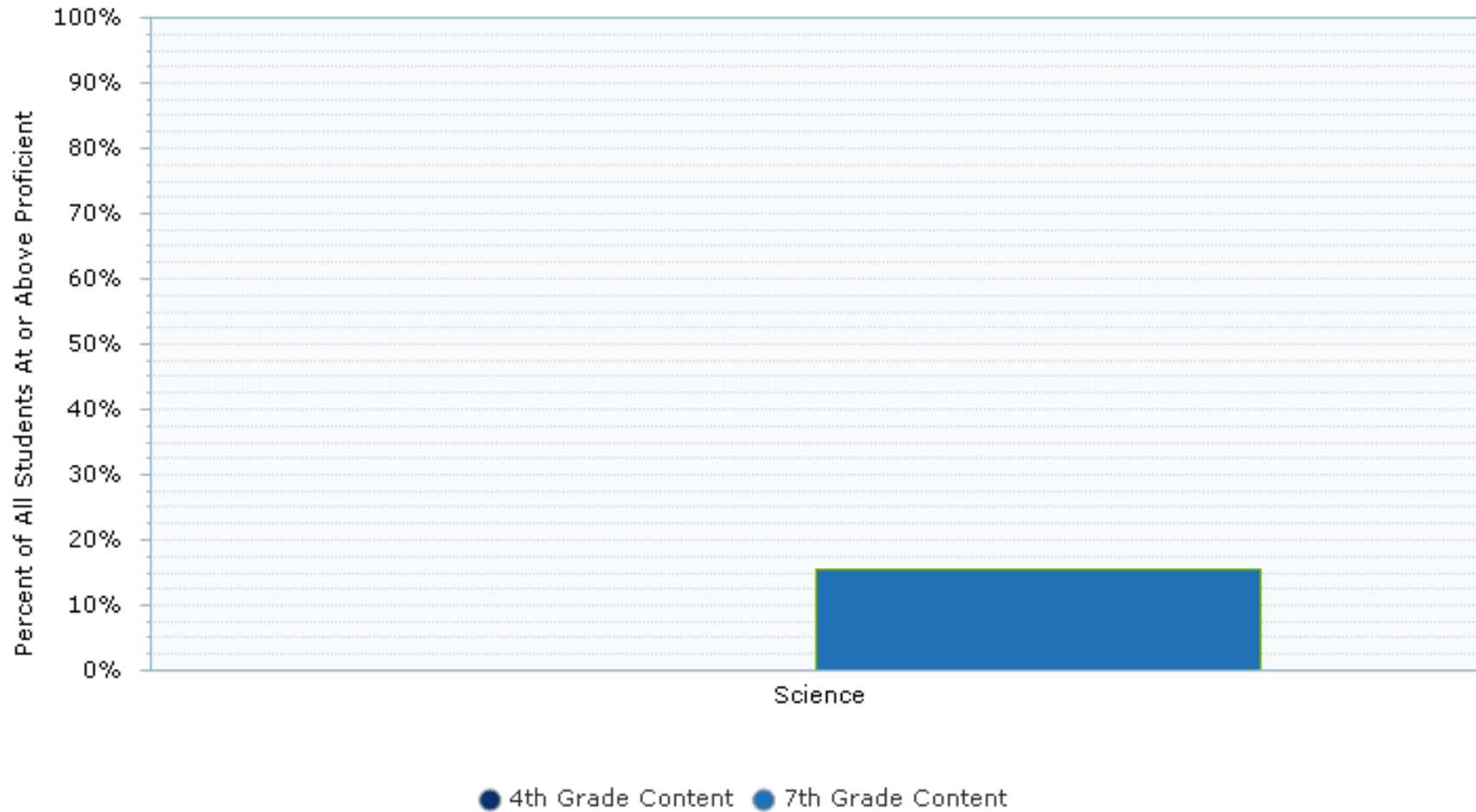
M-STEP

Martin Luther King, Jr. Education Center Academy: 2014-15 / All Grades / Science / All Students



M-STEP

Martin Luther King, Jr. Education Center Academy: 2014-15 / All Grades / Science / All Students



M-STEP

Martin Luther King, Jr. Education Center Academy: 2014-15 / All Grades / Science / All Students

Location Name	Grade	Students Advanced or Proficient	Advanced	Proficient	Partially Proficient	Not Proficient	Number Assessed	Mean Scaled Score	Standard Deviation
Martin Luther King, Jr. Education Center Academy	4th Grade Content	0%	0%	0%	8.3%	91.7%	36	1,346.9	18.0
Martin Luther King, Jr. Education Center Academy	7th Grade Content	15.6%	6.3%	9.4%	25.0%	59.4%	32	1,677.5	21.7

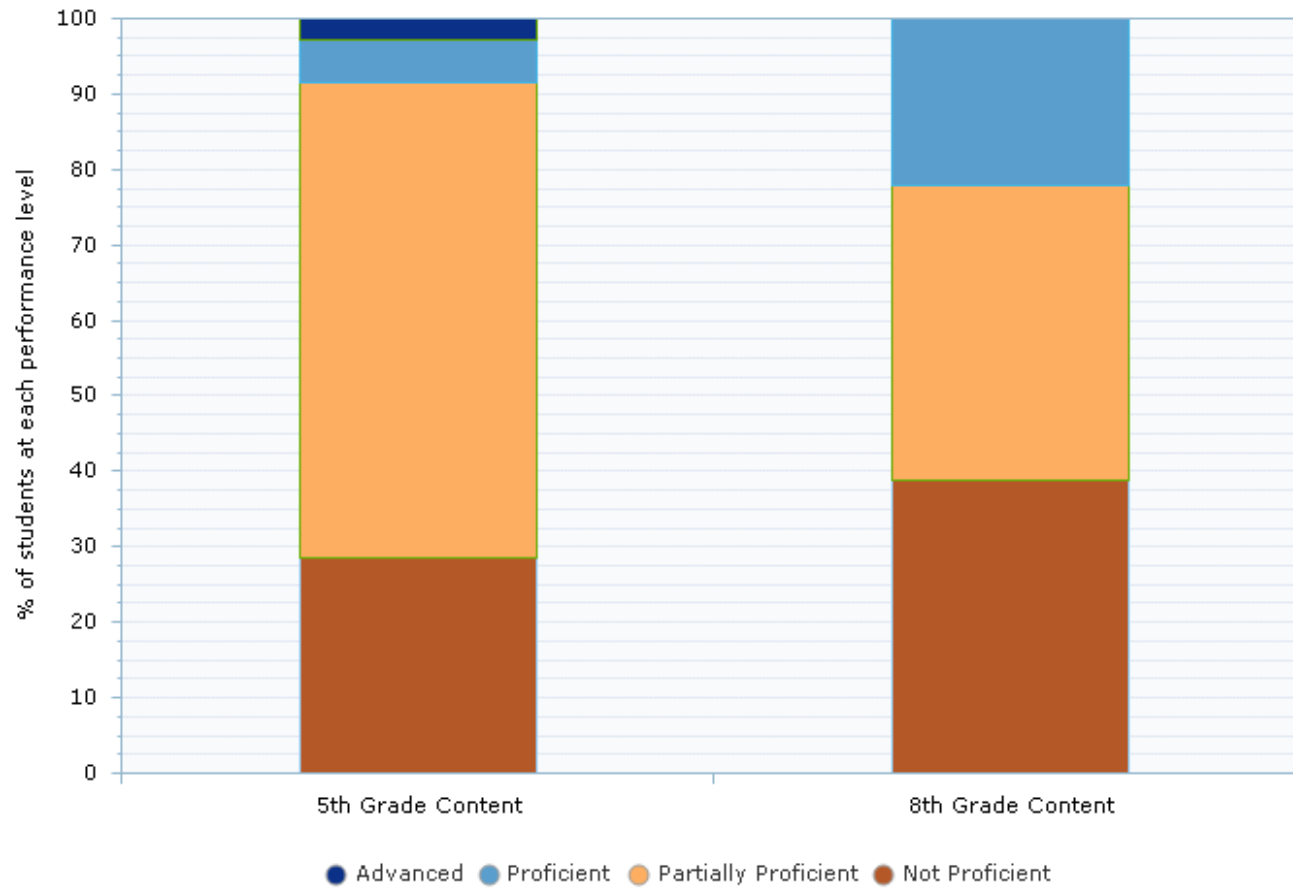
M-STEP

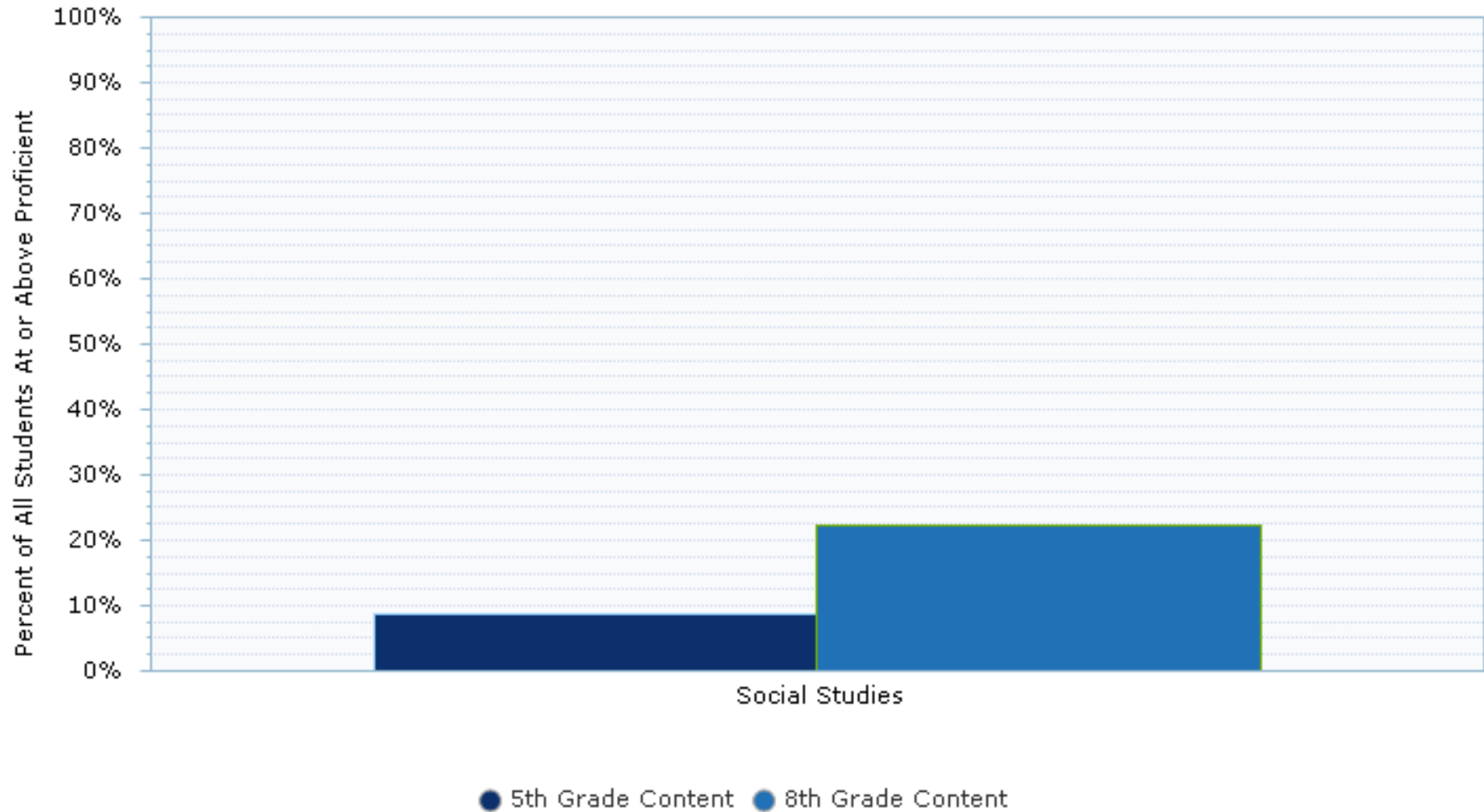
Martin Luther King, Jr. Education Center Academy: 2014-15 / All Grades / Social Studies / All Students

Location Type	Location Name	Grade	Students Advanced or Proficient	Advanced	Proficient	Partially Proficient	Not Proficient	Number Assessed
Statewide	Statewide	4th Grade Content	12.4%	5.8%	6.5%	30.5%	57.1%	105,979
Statewide	Statewide	7th Grade Content	22.7%	8.0%	14.7%	23.3%	54.1%	109,227
ISD	Wayne RESA	4th Grade Content	7.7%	3.6%	4.1%	21.6%	70.7%	19,910
ISD	Wayne RESA	7th Grade Content	14.1%	5.0%	9.2%	18.0%	67.9%	20,112
District	Martin Luther King, Jr. Education Center Academy	4th Grade Content	0%	0%	0%	8.3%	91.7%	36
District	Martin Luther King, Jr. Education Center Academy	7th Grade Content	15.6%	6.3%	9.4%	25.0%	59.4%	32
School	Martin Luther King, Jr. Education Center Academy	4th Grade Content	0%	0%	0%	8.3%	91.7%	36
School	Martin Luther King, Jr. Education Center Academy	7th Grade Content	15.6%	6.3%	9.4%	25.0%	59.4%	32

M-STEP

Martin Luther King, Jr. Education Center Academy: 2014-15 / All Grades / Social Studies / All Students





M-STEP

Martin Luther King, Jr. Education Center Academy: 2014-15 / All Grades / Social Studies / All Students

Location Name	Grade	Students Advanced or Proficient	Advanced	Proficient	Partially Proficient	Not Proficient	Number Assessed	Mean Scaled Score	Standard Deviation
Martin Luther King, Jr. Education Center Academy	5th Grade Content	8.6%	2.9%	5.7%	62.9%	28.6%	35	1,470.2	21.8
Martin Luther King, Jr. Education Center Academy	8th Grade Content	22.2%	0%	22.2%	38.9%	38.9%	18	1,775.8	21.6

M-STEP

Martin Luther King, Jr. Education Center Academy: 2014-15 / All Grades / Social Studies / All Students

Location Type	Location Name	Grade	Students Advanced or Proficient	Advanced	Proficient	Partially Proficient	Not Proficient	Number Assessed
Statewide	Statewide	5th Grade Content	22.2%	3.6%	18.7%	58.1%	19.7%	109,113
Statewide	Statewide	8th Grade Content	29.7%	4.5%	25.3%	39.9%	30.4%	111,842
ISD	Wayne RESA	5th Grade Content	16.4%	2.8%	13.6%	54.8%	28.8%	19,942
ISD	Wayne RESA	8th Grade Content	20.2%	3.0%	17.2%	37.2%	42.5%	20,060
District	Martin Luther King, Jr. Education Center Academy	5th Grade Content	8.6%	2.9%	5.7%	62.9%	28.6%	35
District	Martin Luther King, Jr. Education Center Academy	8th Grade Content	22.2%	0%	22.2%	38.9%	38.9%	18
School	Martin Luther King, Jr. Education Center Academy	5th Grade Content	8.6%	2.9%	5.7%	62.9%	28.6%	35
School	Martin Luther King, Jr. Education Center Academy	8th Grade Content	22.2%	0%	22.2%	38.9%	38.9%	18